



SRT Chair Individual Report for SOC 4881 001 Pop Studies Research Practicum (John Warren) - Spring 2019

Project Title: **Student Rating of Teaching - Spring 2019**

Courses Audience: **19**
Responses Received: **18**
Response Ratio: **94.74%**

Report Comments

Office of Measurement Services
Phone: 612.626.0006
Fax: 612.624.1336
879 29th Ave. S.E. Room 103
Minneapolis, MN 55414
<http://oms.umn.edu>
eval@umn.edu

©2018 Regents of the University of Minnesota. All rights reserved.
The University of Minnesota is an equal opportunity educator and employer.

Creation Date: **Monday, December 9, 2019**

Message from the Vice Provost for Faculty and Academic Affairs

The University is committed to monitoring and improving students' educational experiences. Student Ratings of Teaching (SRT) help to ensure that the student voice is present in fulfilling this mission. We encourage all instructors to incorporate student feedback into your ongoing efforts to improve your teaching and your courses.

How SRT Results may be Used

Evaluations of teaching provide information intended to help improve teaching, and may also be available to assist students in course selection and/or to inform administrative decisions on salary, tenure, and promotion. Specific use of SRT results may vary by campus and/or college as described in relevant university or unit policies.

Resources for Improving Instruction

Tools and tips for improving course instruction can be found on the OMS website (oms.umn.edu/srt), under the faculty section.

Among the available resources is a guide for connecting your teaching practices with the SRT. This guide was created by the Center for Educational Innovation (cei.umn.edu) and provides suggestions for improving instructional practices in relation to SRT items.

About this Report

This report contains all ratings provided by the students in your courses who submitted SRT responses. Mean (average) scores are reported as well as the frequency of how often each response was given for each item. Results are provided in the following order:

1. Score graph and frequency graphs for instructor items
2. Score graph and frequency graphs for course items
3. Electronically-administered SRTs*:
 - ◊ Comments regarding instructor
 - ◊ Comments regarding course

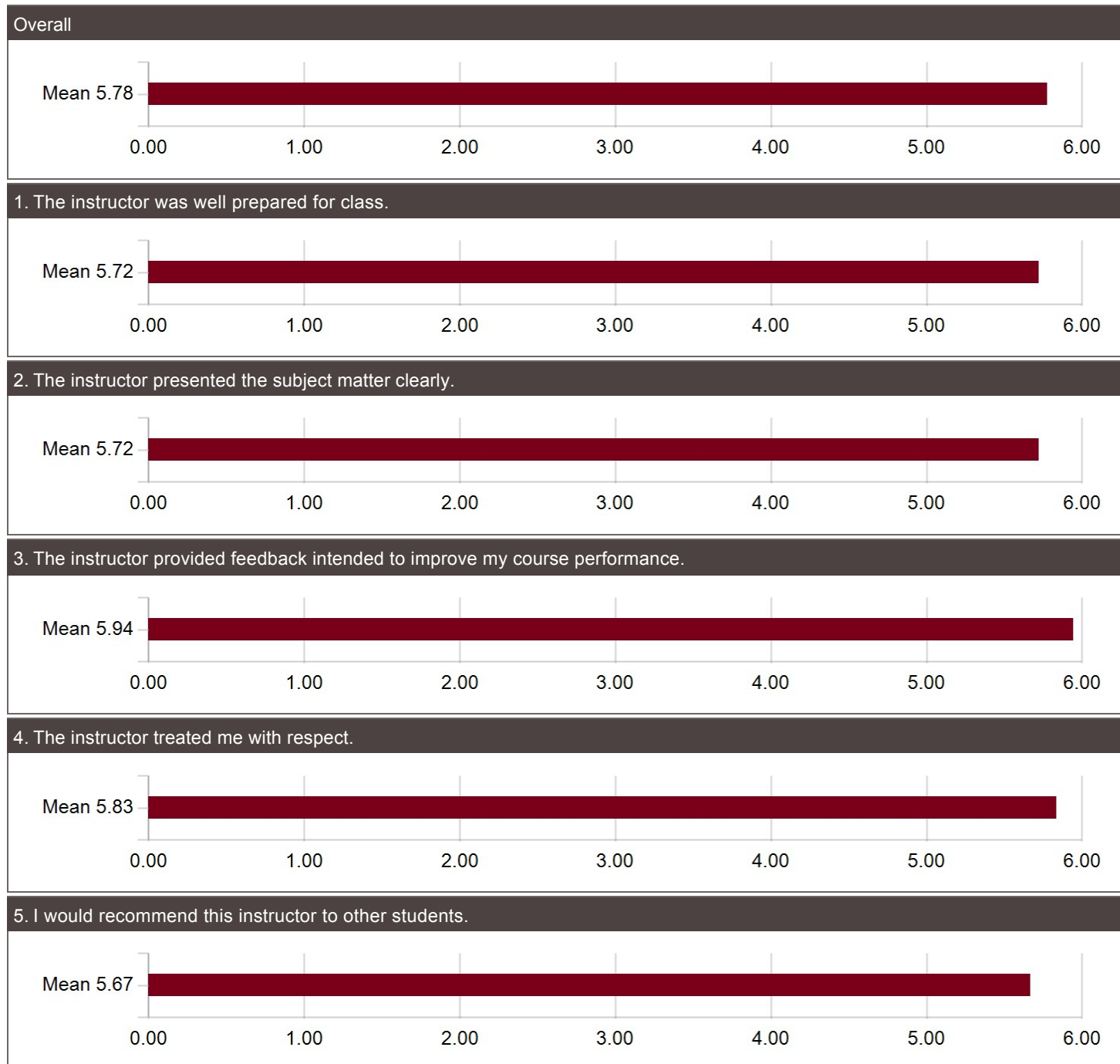
* Paper-administered SRTs: completed forms, with comments, will be returned to the campus address on record for the instructor

For additional information about evaluation of teaching, please reference the Evaluation of Teaching policy for your campus. The policy for Twin Cities, Crookston, Morris, and Rochester can be found here: <http://policy.umn.edu/education/teachingevaluation>.

Sincerely,
Rebecca Ropers
Vice Provost for Faculty and Academic Affairs

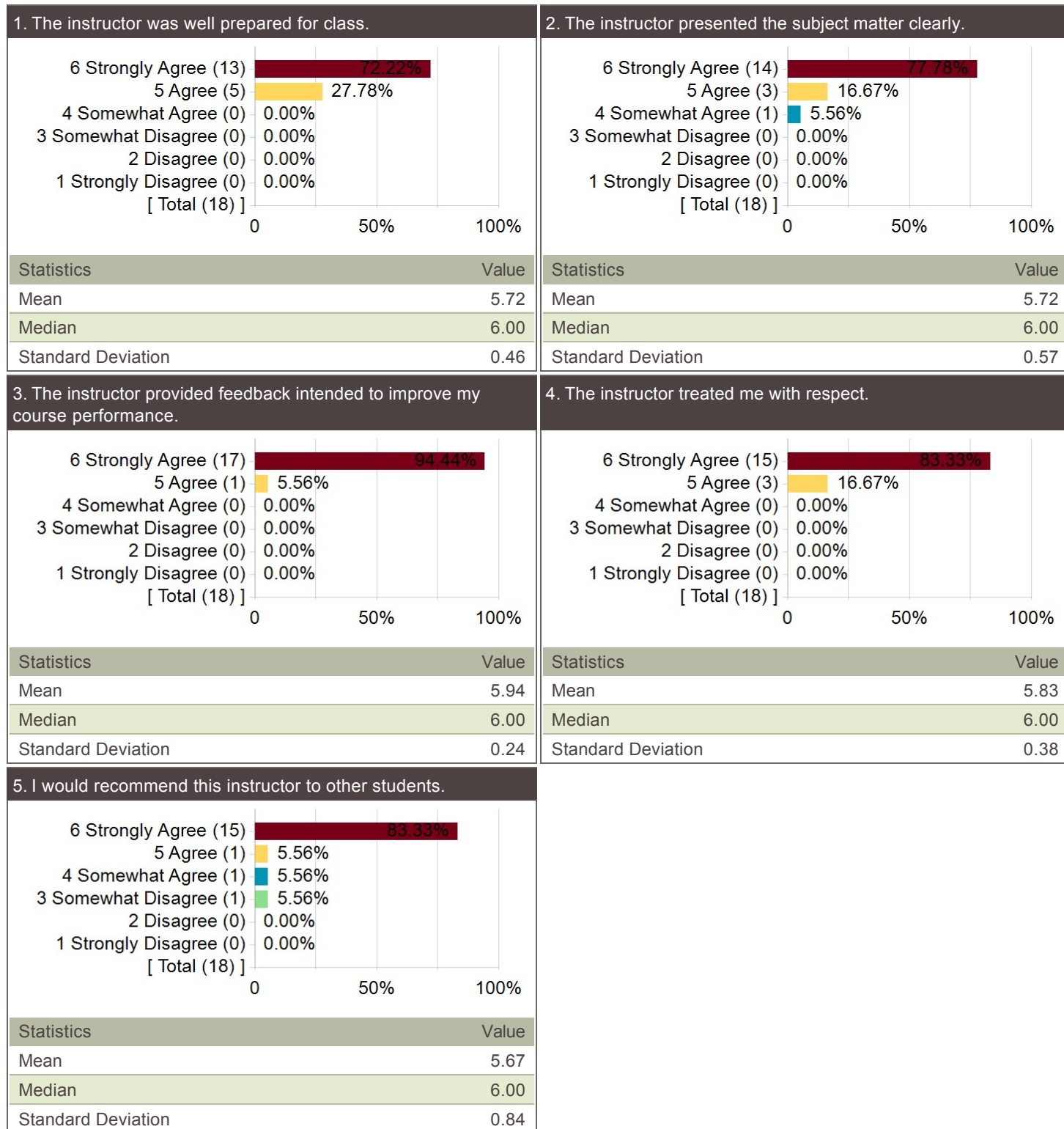
Instructor Items

Carefully read each statement and select a response: - Score



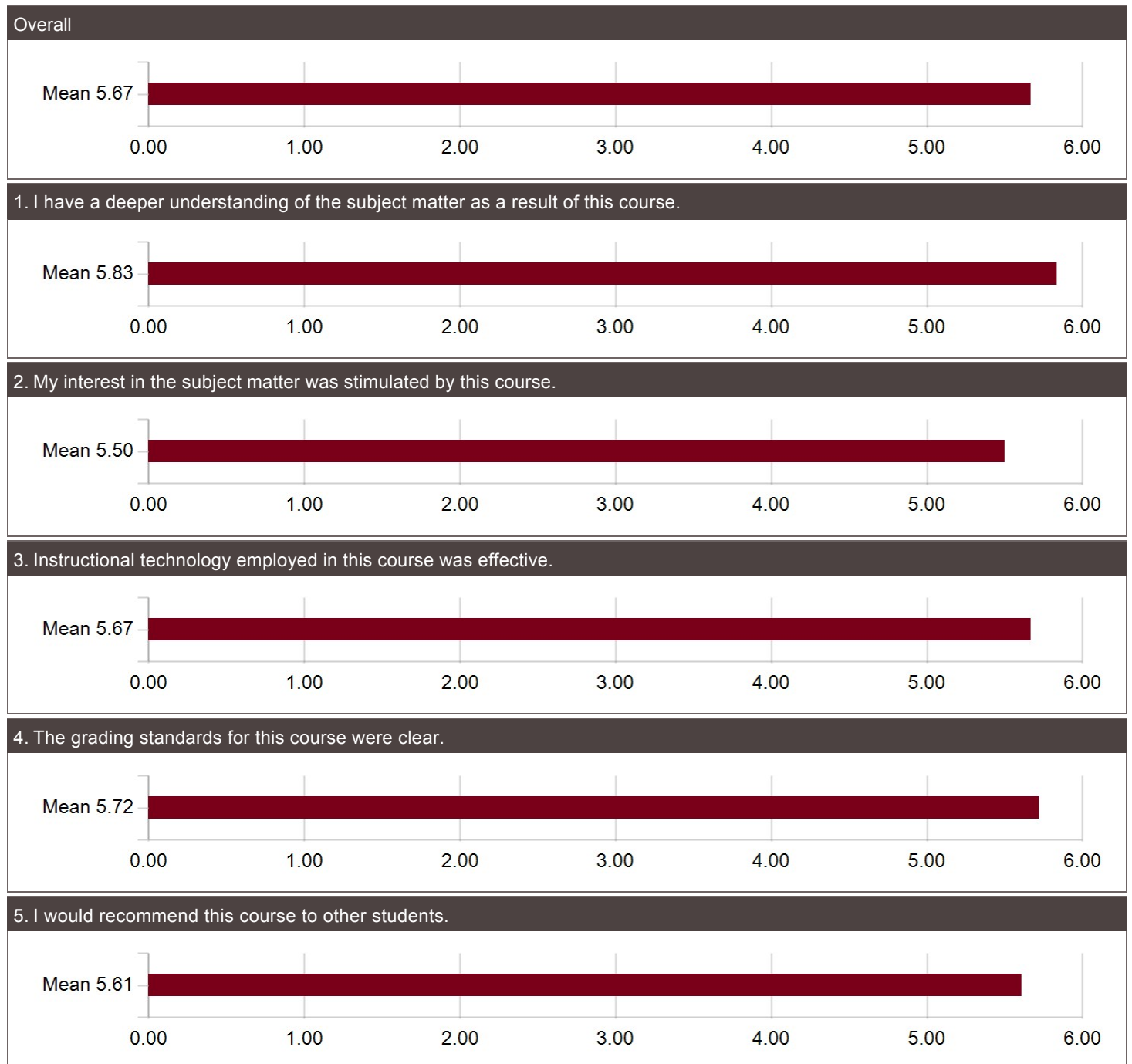
Instructor Items

Carefully read each statement and select a response: - Frequency



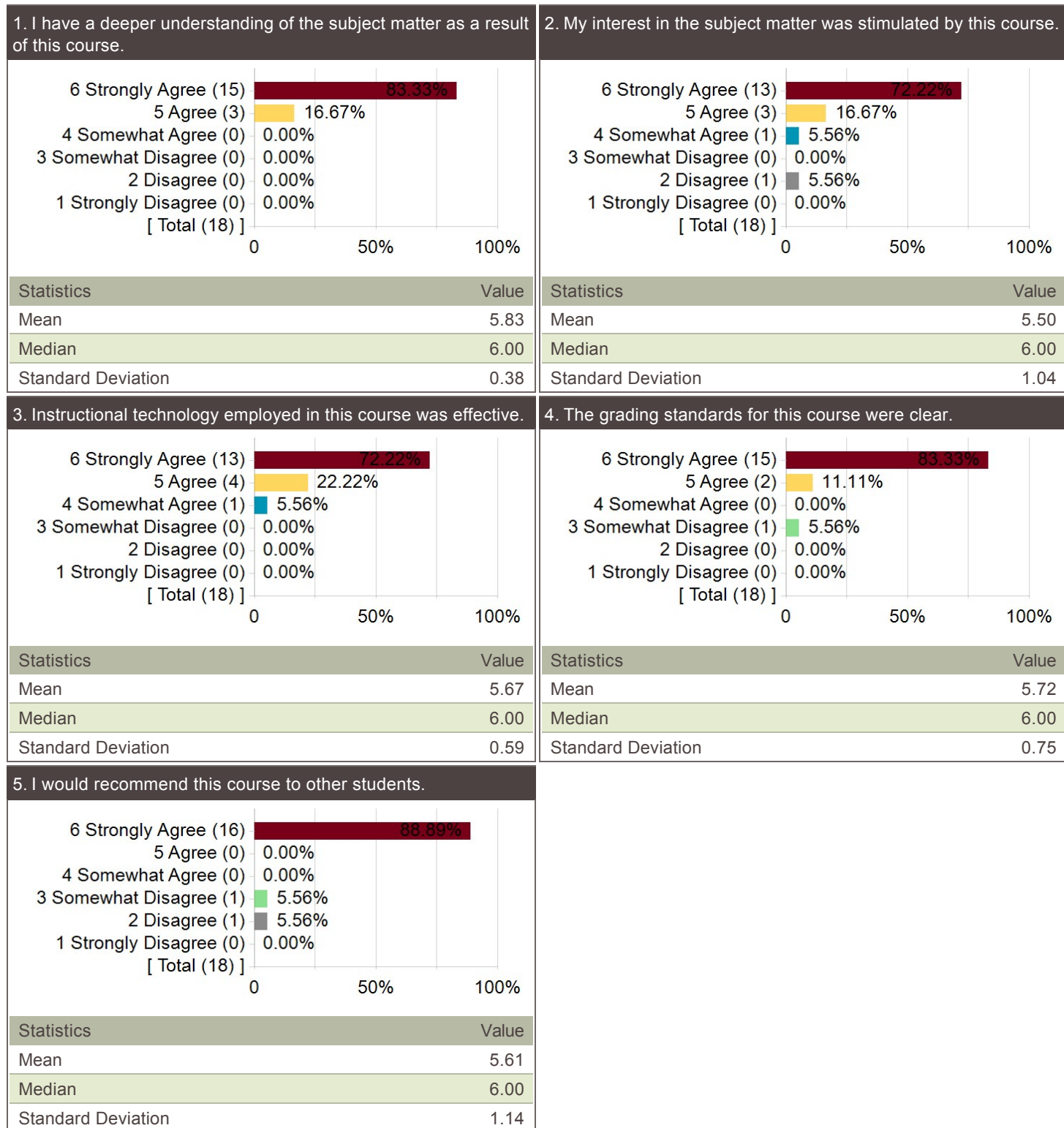
Course Items

Carefully read each statement and select a response: - Score



Course Items

Carefully read each statement and select a response: - Frequency



Approximately how many hours per week do you spend working on homework, reading, and projects for this course?

